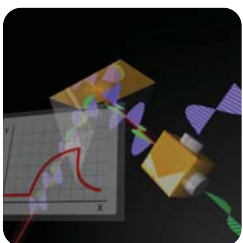




BiOptix ACCOLADE™

Featuring Surface Plasmon Enhanced (SPE) Interferometry Technology

For Highly Sensitive Multiplexed Biodetection



**HIGH QUALITY
MULTIPLEX DATA**

**DEDICATED USER
NOT REQUIRED**



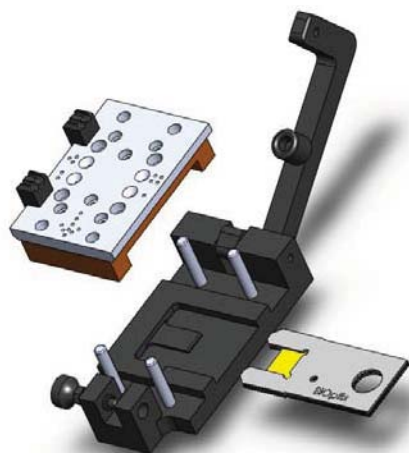
EXCEPTIONAL VALUE

BiOptix ACCOLADE™

Accelerate Your Results




BiOptix introduces the latest in label-free technology with the BiOptix ACCOLADE™.



Innovative Design Produces High Quality Data

BiOptix technology is a new, patented approach called Surface Plasmon Enhanced interferometry (SPE). SPE yields better results with higher stability by simply and elegantly combining Surface Plasmon Resonance (SPR) with Common Path Interferometry. This integration leads to a robust system with improved stability, dynamic range and sensitivity, as well as reduced noise. Superior to classical interferometry, the ACCOLADE™ uses a single light beam that consists of reference and sample phases that are recombined and the interference pattern converted into data. The system processes these signals and provides real-time results for faster decision making.



Our unique Chip Charger facilitates custom multiplex target loading onto the chip outside of the instrument.

Instrument time can be dedicated to analysis and sample throughput.

The BiOptix ACCOLADE™ is a platform for robust, real-time, kinetic profiling of a wide variety of molecules including:

- **PROTEINS**
- **ANTIBODIES**
- **NUCLEIC ACIDS**

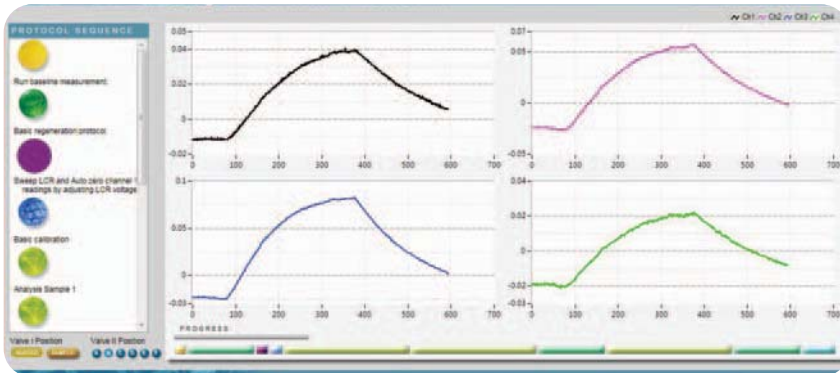
Multiplex Array in Real-Time for Fast Decision Making

Currently, BiOptix offers a quad array chip enabling four features to be analyzed simultaneously for real-time binding comparison. Multiple features allow the experiment to be controlled for non-specific binding and/or evaluating more than one target at a time in parallel. In addition, the features are arranged to be close together (0.5mm) and share the same environment (fluid flow, temperature, etc.), thus binding data from all of the features are highly correlated.

WWW.BIOPTIX.COM

An Intuitive User Interface for Easy Integration

The BiOptix ACCOLADE™ software is robust yet simple and user-friendly at the same time. The interface allows the user to build semi-complex, customized protocols using modular building blocks. These provide flexibility with minimal software training. For more complex protocols, ACCOLADE™ software allows authorized users access through the Building Block Compiler.



The software also provides a user the opportunity to follow the progress of the experiment while observing the data in real-time. Intuitive graphics show current conditions, protocol configuration, and instrument status.

The ACCOLADE™ software provides the user everything needed; tools for universal data export, control feature subtraction and multiple binding models to yield final-answer analysis.



The Key To Your Success

BiOptix instruments are based on a highly regarded, patented approach called Surface Plasmon Enhanced (SPE) interferometry which yields better results with higher stability compared to standard SPR approaches.

SPE interferometry improves upon the sensitivity of Surface Plasmon Resonance (SPR) while incorporating the reliability of Common Path Interferometry.

The following areas benefit from the BiOptix ACCOLADE™ instrument technology:

- **BIO/PHARMACEUTICAL RESEARCH**
- **BIOLOGICAL DRUG DISCOVERY**
- **ACADEMIC RESEARCH**

Product Data

Analytical Performance

Optical Sensitivity: 0.5 RU
Mass on Biosensing Feature: 0.5 pg/mm²
Dynamic Range: 10⁵
Analysis Time, Typical: < 10 min
Baseline Drift < 0.3 RU/min
Transducer: Consumable Csette
Minimum Sample Volume: 250µl
Flow Rate Range: 60 to 90 µl/min
Flow Cell Volume: 6 µl
Flow Cell Sensing Area: 2.4mm x 2.4mm; 4 separate features
Association Rate Constant (k_a): 10³-10⁷ M⁻¹ s⁻¹
Dissociation Rate Constant (k_d): 10⁻⁵ to 0.5/s
Sample Concentration: 10⁻³ to 10⁻¹¹ M
Molecular Weight Detection: >100 Da
Analysis Temperature Range: 15 to 50°C



Data Acquisition

Sampling Rate: 2 to 20 Hz, selectable
OS: Windows XP/Vista/Windows 7
System Interface/Transfer: USB 2.0

Physical Parameters

Dimensions: (W x D x H): 35cm x 50cm x 40cm
Power consumption: 100W 120/240V
Weight: 15 kg

About BiOptix

BiOptix, headquartered in Boulder, Colorado, seeks to expand the power of label-free technology with its groundbreaking SPE instrument. This technology enables researchers to produce higher quality data that more accurately describes the reality of molecular interactions under study. The proprietary BiOptix ACCOLADE™ uses a multiplex array format. The system promotes placement of experimental controls adjacent to test features and external instrument chip-loading. Researchers benefit with the winning combination of unsurpassed accuracy, exceptional value, and superior ease of use.

Key research areas for the BiOptix ACCOLADE™ instrument are bio/pharmaceutical research, biological drug development and academic research.

For more information on BiOptix, SPE technology and instrumentation, visit www.BIOPTIX.com



For ordering information, contact sales@bioptix.com or call 1.303.545.5550